

The Minivan for a New Era The Appeal of the New ESTIMA

Estimind

Shaping Beyond Imagination. Estimind.

This new Estima reaches new heights with a light interior that offers movement in comfort and open space balanced with styling that expresses a cutting edge image harnessed through its sweeping form.



The Evolution of the New ESTIMA

Cutting Edge Style

- A highly distinctive style that leads the era
- A low and wide sweeping silhouette
- A floating roof of black-out pillars

Open Space

- Functional open space
- A fine quality interior and roomy living space
- Folding of the third seat allows long sliding of the second seat

Velvet Dynamics

- Powerful performance and smoothness
- A high performance V 6 3.5 ℓ engine
- Numerous cutting edge safety equipment that surpasses its vehicle class



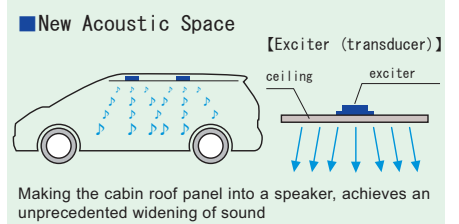
Super Relax Mode (Long sliding of the second seat)



A revolutionary wide-view front and side monitor



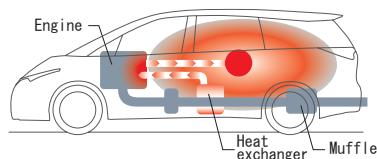
The room ceiling panel as the diaphragm for new speaker construction



The New ESTIMA Hybrid




The adoption of a more powerful motor, battery, and also an exhaust heat recirculation system greatly improve energy performance and fuel economy.



the world that ranks with compact class vehicles.

20.0km/ℓ

A newly-equipped energy meter that indicates when gasoline is consumed.



Energy Meter

The energy meter panel displays the energy used by the odometer, climate controls, and electrical components. Recoverable energy is also displayed. This may assist in estimating how to drive more efficiently.

Production Sites That Are Kind to Both the Earth and Humans

The new ESTIMA is manufactured at the Fujimatsu Plant where along with the pursuit of both resource and energy saving, through efforts such as the introduction of the latest robots and improving work operations, Toyota Auto Body is implementing production sites that consider the working environment of the employees.


Noise and Dust Prevention on Press Lines

PRESS

ESTIMA side and outer body panels are created on a press line that produces 2,800,000 pieces per month. On the large press line in particular, work stations surrounded by barriers made of polycarbonate are noise and dust prevention measures being taken in consideration of workers and the environment. In addition, a simple multi-stage press has been introduced to recycle small iron sheeting previously meant for disposal, and resource saving activities are being carried out.



● Sound insulating fence



● Simple Multi-Stage Press

Please refer to pages 31 and 57 for more details

Pursuit of Energy and Resource Saving on a New Body Line

BODY



● High-efficiency heavy transport robots on GBL

Toyota Auto Body has introduced the Toyota world standard Global Body Line (GBL) on the forming line for body parts where pressed iron sheet parts were welded.

Improvements in transport and holding time efficiency have been achieved through reductions in the numbers of general application equipment and the elimination of fixed elevating machines for transferring vehicles bodies with the introduction of high-efficiency heavy transport robots. Additionally, improvements in spot and arc welding have, led to a more energy efficient and resource-saving production line.

An Environmentally Oriented Paint Line

Now Using Water-borne Paints Instead of Organic Solvent Paints

PAINT



● The new water-borne paint line

Vehicle manufacturer is suggesting all car manufacturers to use water-borne paints instead of solvent-based paints because water-borne paints emit less VOC (Volatile Organic Compounds).

In FY2005, water-borne paints were introduced for the top coating (base coat) on the painting lines in Fujimatsu Plant.

Based on the need to automate production involving increased loads, efficient production has been achieved by the use of robots to paint both outer and inner panels. The beautiful finish of the ESTIMA results from these efforts. In the future, Toyota Auto Body plans to implement these improvements at the Yoshiwara and Inabe plants.

Please refer to page 24 for more details

An Assembly Line With a Clear and Easy Operating Environment

ASSEMBLY

Instead of past assembly lines had a wide variety of parts on the line side for assembling vehicles, Toyota Auto Body has implemented a system of Set Parts Supply (SPS) to achieve easier operations through dividing part selection and assembly, along with the implementation of construction method modules for assembling pre-assembled parts such as instrument panels and roof linings. Toyota Auto Body took into consideration both quality assurance and also what operations are involved in assembly which start from the product design stage, and an easier assembly process to conserve both energy and resource has been achieved.



● Instrument panel assembly made easier



● A cleaner side line